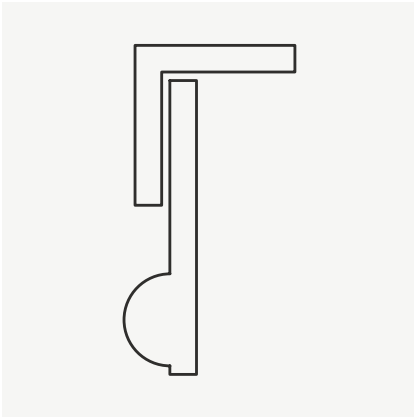


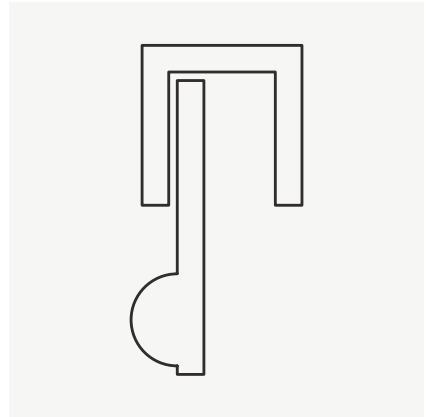
Grille *Frames*

All of our grilles can be supplied with an added metal frame. We have four frame options, Angle, Channel, Flat and T section.

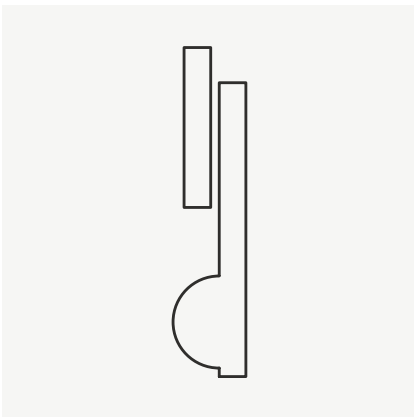
- All can be supplied in either a 12.7mm, 19.1mm or 25.4mm face width.
- Frames are made from a 3.2mm thick solid brass section.
- Available in all grille finishes to match your grille.
- Screw holes can be added to the face of the frame for fixing if required.



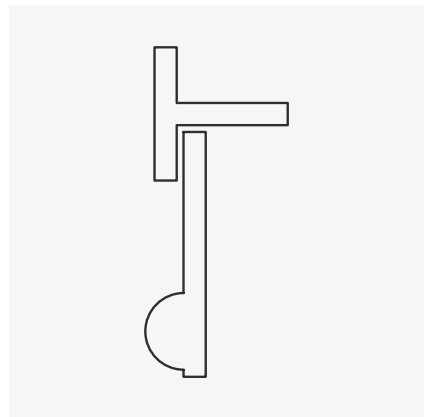
Angle Section



Channel Section



Flat Section



T Section

